

MOUNT VERNON

CITY SCHOOL DISTRICT



Mount Vernon City School District
300 Newark Road, Mount Vernon, Ohio 43050
www.mvcsd.us

PAFR

POPULAR ANNUAL
FINANCIAL REPORT



For the year ending June 30, 2020

TO THE CITIZENS OF MOUNT VERNON CITY SCHOOL DISTRICT,

The Mount Vernon City School District is fortunate to have supportive individuals, businesses and organizations who are partners with us in the education of our children. As the steward of the community's investment in its schools, the District is committed to ensuring that all of our partners have easy access to an understanding of Mount Vernon City Schools' finances.

It is our pleasure to offer our Mount Vernon City School District's Popular Annual Financial Report (PAFR). The PAFR is part of our commitment to transparency. It offers an easy to understand overview of the District's general operating activities as well as key financial trends and data. The PAFR contains highlights of District finances. The information in this report is taken from the most recent fiscal year that ended on June 30, 2020.

We operate our District primarily from the resources that are in our General Fund, which is the focus of this report. The PAFR is prepared on a cash basis of accounting. The information presented is unaudited and has been compiled by the District for this report.

If you have any comments or questions about this report, please feel free to contact me at ghankins@mvcasd.us or by phone at 740 397 7422 extension 6023.

Sincerely



Gary Hankins
Treasurer
Mount Vernon City Schools



Gary Hankins
Treasurer



William J Seder.
Superintendent

MOUNT VERNON CITY SCHOOL DISTRICT



BOARD OF EDUCATION MEMBERS & ADMINISTRATION

Ms. Mary Rugola-Dye
Mr. Tim Workman
Dr. Margie Bennett, President
Mr. Steve Thompson
Mrs. Jody Goetzman, Vice President

Transparency & Accountability to Our Citizens

In 2015, the Mount Vernon City School District became a partner in the State Treasurer's transparency initiative, OhioCheckbook.com. OhioCheckbook.com is a first-of-its-kind government transparency website that shows taxpayers exactly how their tax money is being spent. This initiative sets a new national standard for transparency in State and Local government.

OhioCheckbook.com empowers taxpayers to follow their money and hold public officials accountable. Take a moment to review the Mount Vernon City School District and State of Ohio's checkbooks at:

<http://tos.ohio.gov/transparency/ohios-online-checkbook>

REVENUES AND RESOURCES OVER EXPENDITURES AND SERVICES

The Financial Activity Statement, known in accounting terms as the income statement, provides a summary of the revenues and resources received by the District compared to the expenditures and services provided by the District. The amounts reported below are for the District's General Fund.

REVENUES & RESOURCES (shown in thousands)	FY17	FY18	FY19	FY20
Property Taxes	\$16,209	\$16,573	\$17,149	\$17,369
State and Federal Revenue	19,762	20,372	20,543	19,527
Investment Income	48	70	254	277
Tuition	1,555	1,759	1,915	2,104
Miscellaneous	706	605	574	613
Total Revenues and Resources	\$38,280	\$39,379	\$40,435	\$39,890

EXPENDITURES & SERVICES (shown in thousands)	FY17	FY18	FY19	FY20
Instruction	\$24,335	\$25,065	\$25,418	\$26,462
Pupil Support	2,230	2,306	2,216	2,138
Instructional Staff Support	1,118	1,241	1,371	1,368
Board/Administration/Fiscal	5,359	5,517	5,626	6,018
Business Support	155	154	147	162
Plant Operation	3,207	3,205	3,204	3,181
Transportation	1,444	1,418	1,473	1,486
Central Support	215	250	298	249
Extracurricular	580	676	609	629
Facilities Acquisition and Construction	15	10	—	—
Debt Service	—	46	—	—
Total Expenditures & Services	\$38,658	\$39,888	\$40,362	\$41,693



Our Expenditures and Services DEFINITIONS

INSTRUCTION are those activities directly dealing with the teaching of pupils or the interaction between teacher and pupil. This includes aides or classroom assistants of any type, who assist in the instructional process. Technology used by the students is also included here.

PUPIL SUPPORT are those activities designed to assess and improve the well-being of pupils and to supplement the teaching process. This includes guidance services, health services, psychological services and support services for students with disabilities.

INSTRUCTIONAL STAFF SUPPORT are those activities associated with assisting the instructional staff with the content and process of providing learning experiences for pupils.

BOARD/ADMINISTRATION/FISCAL are those activities concerned with establishing and administering policy in connection with operating the school district. This function includes budgeting, receiving and disbursing, financial accounting, payroll, inventory control, auditing and fiscal services rendered by persons in the treasurer's office.

BUSINESS SUPPORT are those activities concerned with directing and managing the business service area.

PLANT OPERATION are those activities concerned with keeping the physical plant open, comfortable and safe for use and keeping the grounds, buildings, and equipment in an effective working condition and state of repair. This includes activities of maintaining safety in buildings, on the grounds and in the vicinity of the schools.

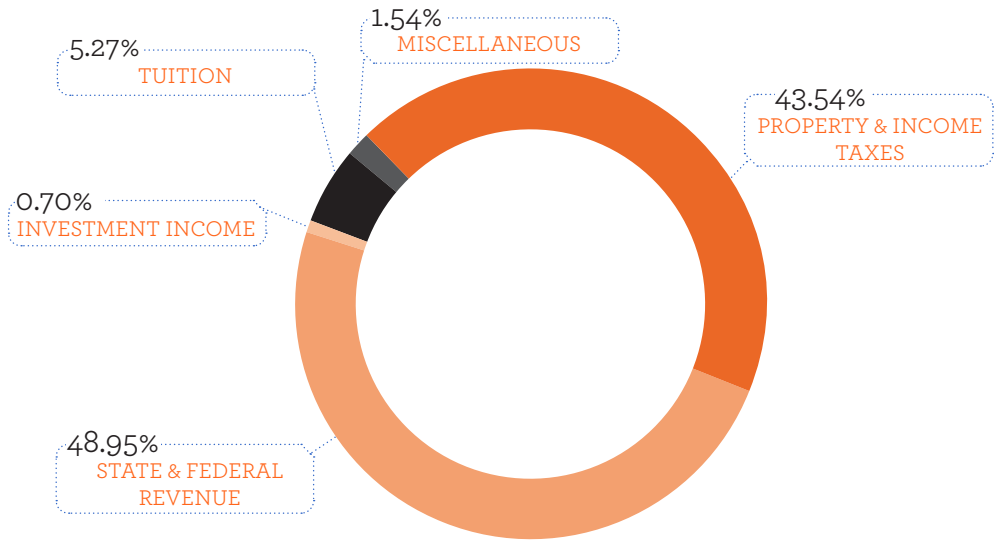
TRANSPORTATION are those activities concerned with the conveyance of individuals to and from school, as provided by state law. It includes transportation to school activities and between home and school.

CENTRAL SUPPORT are those activities, other than general administration, that support each of the other instructional and supporting services programs including planning, research, development, evaluation, information staff, statistical, and data processing services.

EXTRACURRICULAR are those activities under the guidance or supervision of qualified adults that are designed to provide opportunities for pupils to participate in such experiences on an individual basis at school events or public events.

OUR REVENUES AND RESOURCES FY20

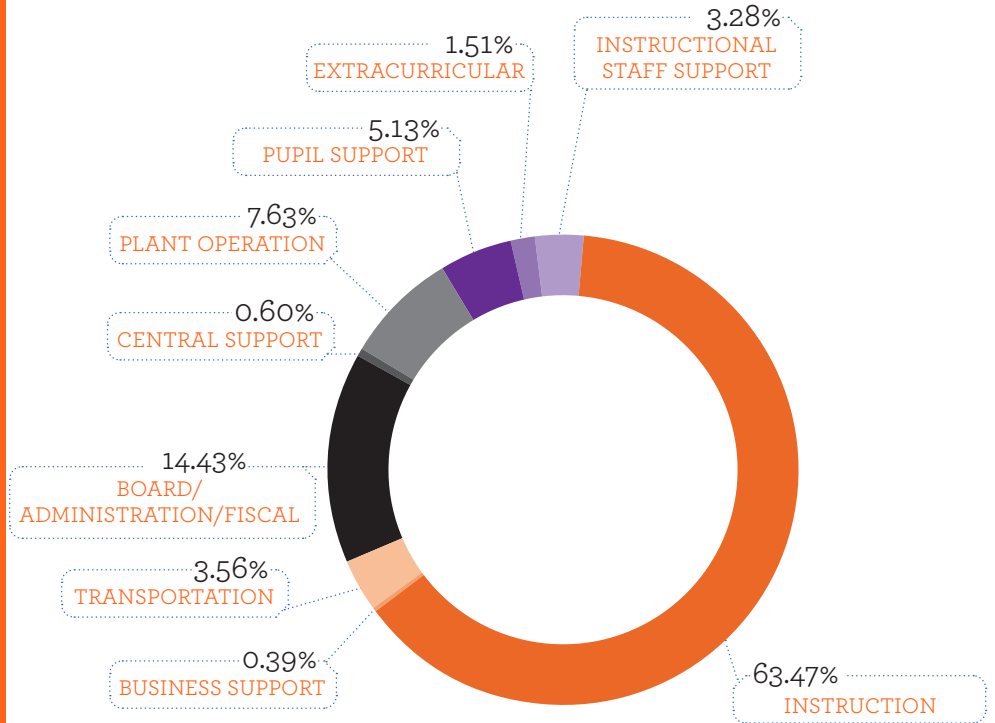
Where the General Fund money comes from



 **TOTAL** Revenues & Resources: **\$39,890**
(shown in thousands)

OUR EXPENDITURES AND SERVICES FY20

Where the General Fund money goes




Instruction, Pupil Support and Instructional Staff Support make up 71.88% of the General Fund Expenditures.

 **TOTAL** Expenditures & Services: **\$41,693**
(shown in thousands)

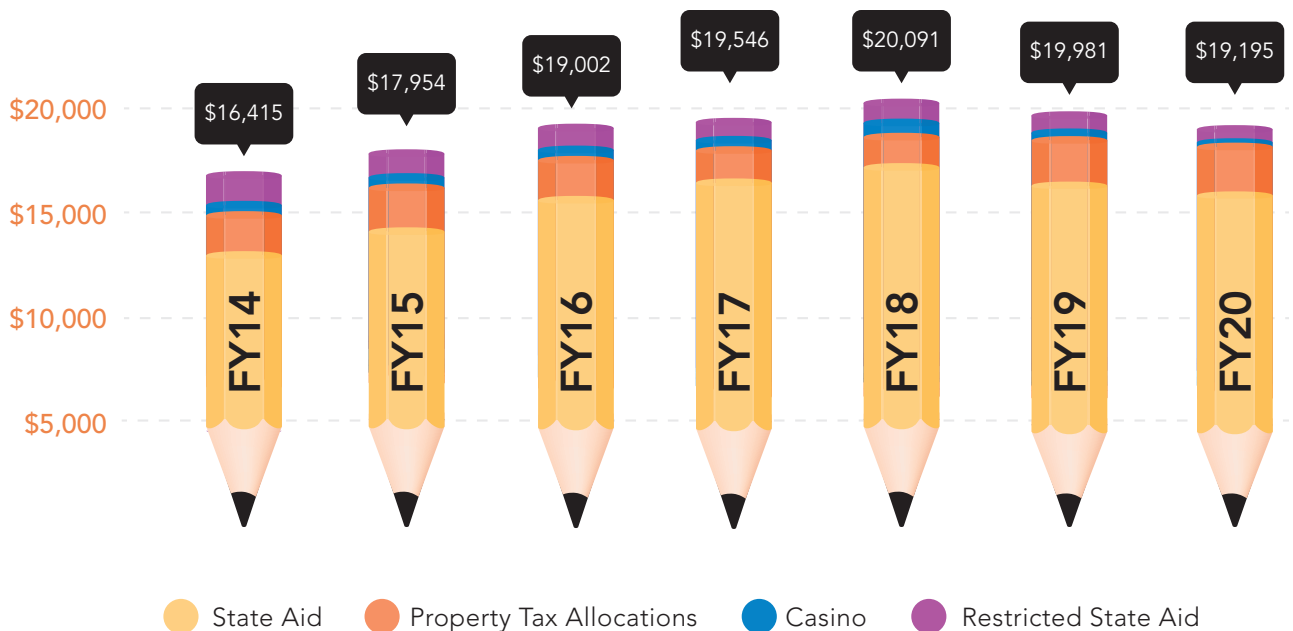
PROPERTY TAXES

Below is a graph depicting the amount of revenues received by the District's General Fund from real and personal property taxes. Property taxes provide a majority of the local revenue to operate and maintain our schools. The District receives property taxes primarily from Knox County. Amounts shown in thousands.



STATE FUNDING

The chart below depicts the cash receipts for the District's General Fund from the State of Ohio. Monies received from the State are critical in running a fiscally solvent school district. The four primary components of State revenues are (1) unrestricted State Aid consisting of State Foundation which is a formula calculation based upon student enrollment, (2) property tax allocations which include Homestead and Rollback payments which represent the portion of the tax bill paid by the State instead of the taxpayer, (3) restricted State Aid consisting of economic disadvantaged and career tech funding, and (4) Casino tax revenue to the TPP tax phase-out. Amounts shown in thousands.




MOUNT VERNON CITY SCHOOL DISTRICT SNAPSHOT



EMPLOYEES

419



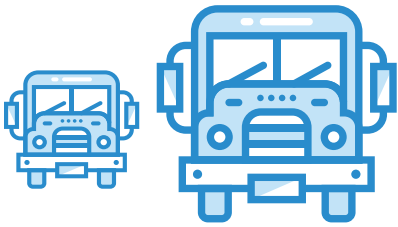
STUDENTS

3,899



COLLEGE & COMMUNITY SCHOLARSHIPS

\$402,679



FULL TIME
BUS ROUTES

22



BUSES IN
FLEET

30



STUDENTS
BUSSED DAILY

2,231



LUNCHES SERVED

243,695



2019-2020

DISTRICT ACCOMPLISHMENTS



ACADEMICS

- **College & Community Scholarship Amount \$402,679**
- 2 National Merit Commended Students
- **Perfect Scores on End of Course Exams:**
 - 2 Students—Geometry
 - 1 Student—Government
 - 3 Students—U.S. History
 - 1 Student—ELA 2
- **Mount Vernon High School Offers:**
 - 17 Advance Level Courses
- **Mount Vernon High School Graduated 279 Students with Plans for After Graduation as Shown:**
 - 40% Enrolled in Four Year College
 - 16% Enrolled in Two Year or Technical College
 - 2% Enlisted in the Military



FFA

- 8 High School Students
- 40 Middle School Students
- 3 State Rated Gold Chapter Officers
- 5 State FFA Degree
- 1 American FFA Degrees
- 5 Top 10 Finishes in District Contest
- 2 Top 10 Finish at State Contests
- 7 State Contest Teams



EXTRACURRICULAR

- Debate
- 3 Academic All Americans
- 14 State Qualifiers (School Record)
- 2 District Champions
- 2 District Runners up



ATHLETIC AWARDS

- **Boys Bowling**
 - OHSAA Division I State Team Qualifier
- **Wrestling**
 - 2 Individuals OHSAA Division State Wrestling Qualifiers and State Placer
- **Softball**
 - Conference, District Champions, Regional Runner-up
- **Track & Field**
 - 110 Meter Hurdles Division I State Champion (Sam Bethea)
 - 300 Meter Hurdles Division I State Runner-up (Cory Berg)
- **Boys Volleyball**
 - District & Regional Champions, State Final Four
 - 12 Student-Athletes signed Letters of Intent to participate at the Collegiate level



MOUNT VERNON
CITY SCHOOL DISTRICT

300 Newark Road,
Mount Vernon, Ohio 43050



PAFR

POPULAR ANNUAL FINANCIAL REPORT

MOUNT VERNON
CITY SCHOOL DISTRICT

